

# Unstoppable in Snowy Terrain

## Powerful Pathfinder



## Built to Conquer Extreme Snow Conditions

The SNO 900 is a multifunctional snowmobile designed for ultimate snow exploration and practicality.

With uncompromising raw power, comprehensively protective design, and fearless capability, it empowers you to face the most demanding challenges head-on.



## Snow Beast - Rugged Character

### Features a rugged wide-body design

The full, wide-body construction aids in center-of-gravity stability while visually projecting a powerful presence and functional aesthetics.



## Comprehensive Protection Against Extreme Cold

### Multi-Component Heating System:

The steering wheel, throttle lever, front and rear seats, and armrests all feature adjustable heating, continuously warming core contact points in frigid conditions to significantly enhance riding comfort and endurance.

### Efficient Wind Protection Design:

The tall windscreen combined with side deflectors effectively shields against oncoming cold winds, reducing wind pressure on the head and chest.

### Penetrating LED Lighting System:

Yellow LED headlights cut through wind and snow to maintain visibility, while high-intensity taillights remain clearly visible in snowy conditions, safeguarding your ride.



## Snow Core - Powerful Performance

/// The **SNO 900** is equipped with a newly developed **899cc** three-cylinder water-cooled engine

Delivering a robust 96.6 horsepower, with a CVT transmission system providing smooth and direct power delivery. Facing steep slopes, deep snow, and other heavy-duty challenges, power responds instantly with unwavering confidence.

**899cc**

**96.6Ps**




## Professional-Grade Reinforced Suspension



### 01 Front Independent Double A-Arm Suspension + Stabilizer Bar:

Optimized to handle complex snow impacts, delivering more agile steering while dramatically improving handling stability and wheel traction - rock-solid even on rough terrain.



- 02 Rear Coupled Suspension with Lock Mechanism: Provides formidable traction and load-bearing capacity. The side lock mechanism can instantly lock the suspension when needed, preventing vehicle sag with impeccable recovery capability in extreme terrain.

## Deep Snow Recovery - Effortless Escape


/// The **SNO 900** features a wide-opening deep snow running board and dedicated recovery mechanism that efficiently expel snow and prevent buildup. Even when deeply buried in powder, it provides powerful support for easy escape from tight situations.



## Multi-Point Adjustability

/// **01 Removable Independent Passenger Seat:** Allows riders to quickly reconfigure the vehicle based on specific trip requirements (solo adventures, two-up riding, or heavy cargo transport), achieving the practical value of one vehicle serving multiple purposes.

/// **02 Adjustable Riding Triangle:** Handlebars support fore-aft adjustment, helping riders find the most comfortable and controllable riding position.



## Skip the Hassle - Start with a Touch

- /// **Equipped with keyless start functionality**
- /// **Efficient Operation in Extreme Cold:** In frigid temperatures, rain, snow, or while wearing gloves, traditional key insertion becomes highly inconvenient. Keyless start eliminates the need to remove gloves, ensuring smooth operation and greatly enhancing the experience.
- /// **Seamless Adventure Rhythm:** During surveys, expeditions, or work requiring frequent starts and stops, simplified starting procedures maintain exploration continuity and efficiency.
- /// **Peace of Mind:** In remote areas, vehicle security is paramount. The advanced electronic anti-theft system provides additional psychological assurance.



## Easy Cargo Transport

- 01 **20-inch Quick-Release Cargo Box (Optional):** 135-liter massive capacity with load-bearing up to 56.7 kg. Easily accommodates full team gear and supplies. Quick-release design allows simple removal, instantly transforming into an independent transport unit.



- 02 **Robust Towing Structure:** Standard front and rear protective bumpers with practical towing structure withstand impacts while easily towing sleds or rescue equipment - a reliable all-rounder for exploration and work, meeting diverse towing scenarios.

## Thoughtful Practical Features

### 01 5-inch Widescreen Color LCD Display:

Riding data clearly displayed and easy to read.

### 02 USB Charging Port:

Continuously powers your navigation devices and action cameras throughout the journey - never miss an important moment.

### 03 Manual Parking Brake:

Prevents rollback on slopes or during temporary stops, providing solid safety assurance.



## Optional Equipment

### Two Track Options Available: 20" x 154" Size

With off-road performance as its highlight, the SNO 900 can be equipped with different tracks to tackle various terrains.

### 1.5-inch Lug Height Quiet Wide-Body Track

Provides powerful grip and smooth riding feel while effectively suppressing operating noise - quietly enjoy the thrill of conquest.

### Quiet Ice Wide-Body Track

Designed specifically for ice and wet snow, the track pattern enhances lateral stability for unrestricted riding on frozen lakes, infinitely expanding your exploration radius. Dramatically increases flotation and towing capacity, effortlessly completing ski resort personnel shuttling, cargo transport, and equipment towing tasks.



# Easy Cargo Transport



Vitality Red/Space Silver



Starry Black



# Configuration Information



## Engine



Type	3-Cylinder, DoHc, Liquid-Cooled
Bore*Stroke	74.0*69.7mm
Displacement	899cc
Max.Horsepower	71.0kW/7250ppm(96.6ps)
MAX.Torque	93.0N.m/7000rpm
Fuel system	EFI
Starting system	Electric
Clutch	Automatic CVT
Transmission	H-N-L, R

## Chassis

Front suspension	Double A-arms independent suspension
Rear suspension	Composite rear suspension
Brake System	Disc ø200mm

## Dimensions

Overall L*W*H	3400*1200*1500mm
Ski stance	978or1000mm
Seat height	560mm
Dry weight	346Kg/315Kg
Fuel capacity	42L

Available Colours:  

Homologation:N/A

\*Due to the availability of personalized configuration options, the specifications of the purchased vehicle shall prevail.  
\*Unless otherwise stated, all data presented on this page are test results obtained by the manufacturer under standard conditions and are provided for reference only. Actual performance may vary.



@QJMOTOR\_GLOBAL



Facebook



Instagram



Tiktok



Youtube



GLOBAL.QJMOTOR.COM



IMD@QJMOTOR.COM