


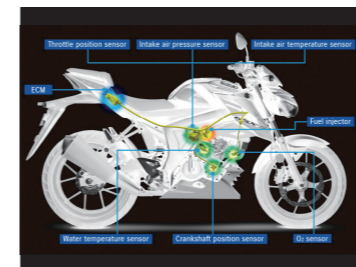
GSX-S125

The GSX-S125 is an exciting lightweight 125cm³ street sport motorcycle. While easy to ride, its genuine supersport engine and class-leading power-to-weight ratio help deliver powerful acceleration, agile handling and excellent fuel economy. This combines with the beauty of its aggressive styling to make you proud to make the scene on your GSX-S125.

A GSX-S to Revolutionize the Lightweight Class




Science of Engine Design



Advanced Electronic Fuel Injection



Multi-Function, Full LCD Instrument Cluster



Shutter-key Lock system

Key Features

The 125cm³ DOHC engine is a textbook example of how to make a lot of power out of a highly efficient and compact powerplant that achieves an optimal balance of sporty character and fuel economy.

The multifunction LCD instrument panel is optimized for quick and easy recognition to keep you fully informed of the bike's status.

Suzuki's Easy Start System lets you start the engine with one quick touch of a button.

The shuttered key lock system enhances security and features easy operation.

Engine Features

The liquid-cooled, 4-valve, bucket-tappet DOHC engine contributes to a 125cm³ class-leading power-to-weight ratio and to realizing superb acceleration.

Suzuki's GSX-R technology optimizes piston weight, achieving a balance of durability and the strength to withstand high power output.

Utilizing the analysis technology of the GSX-R series, the bore x stroke ratio, valve setting angle, valve diameter, and compression ratio are optimized to give the GSX-S125 its high performance. High power output and the engine's pick-up provide an awesome feeling to acceleration.

GSX-S125 utilizes a fuel injection system with 6 sensors for optimal control under various road and weather conditions. This combines with a dual-spray, 4-hole injector

that improves fuel intake by aiming its spray directly at the 2 intake valves to deliver both excellent power output and combustion efficiency.

The GSX-S125 features a large 32mm diameter throttle body for great intake efficiency at high rpm.

A 4.3L large-capacity air cleaner box, engineered to fit in the compact body, enhances optimal power output.

The high-performance exhaust system includes a dual-exit muffler housing a catalytic converter that helps limit CO₂ emissions and contributes to achieving Euro 5+ compliance.

The Suzuki Composite Electrochemical Material (SCEM)-coated cylinder not only weighs much less than an aluminum cylinder fitted with a conventional cast iron sleeve, it reduces friction and improves durability, heat transfer, and the engine's ability to maintain consistent high-power output.

Thin, low tension piston rings achieve excellent tracking performance at high revolutions, and piston ring tension is tuned to reduce friction loss.

Chassis Features

The GSX-S125 adopts a 6-speed manual transmission like the large-displacement GSX-R series bikes, and its reduction ratio settings are based on GSX-R know-how to match the engine's high-power output properties. This enables a seamless transfer of power to the rear wheel for excellent acceleration.

The engineering technologies for the series make the body layout compact, while also achieving the best possible package of sporty looks, high power output, great controllability, agile response and stability.

The GSX-S125 utilizes GSX-R series know-how to achieve the lightest body in the 125cm³ street sport class, which contributes to nimble handling that delivers the fun of sport riding and easy maneuverability when riding in the city.

The frame combines optimal rigidity with light weight, thanks to the application of analytic technology to establish the right balance of torsional, longitudinal, and lateral rigidity. The suspension is also positioned strategically to enhance rigidity.

The compact chassis features a short wheelbase and slim body that enables agile handling and the great maneuverability in traffic.

With a seat height of just 785mm and a slim design that makes the bike easy to straddle, the GSX-S125 not only provides a comfortable riding position, it also makes it easier to put both feet flat on the ground when stopped.

A sporty-looking petal-shaped ø290mm front disc with a dual-piston caliper and ø187mm petal-design rear disc with a single-piston caliper combine to deliver excellent braking performance.

The Antilock Brake System (ABS) uses the latest Bosch ABS 10 base unit featuring a light and compact two-channel ABS system. This proactive system monitors wheel speed and immediately intervenes

when imminent wheel lock is detected, before actual lock-up. The compact ABS system as installed on the GSX-S125 weighs just 0.59 kilograms.

Note: ABS is not designed to shorten the braking distance. Please always ride at a safe speed for road and weather conditions, including while cornering.

The GSX-S125 rides on DUNLOP D102 tires that were co-developed with Dunlop. The 17-inch tires achieve both straight running stability and cornering performance. In particular, the 130/70-17M/C rear tire provides superior drivability.

The lightweight wheels are designed using advanced analytic technology that achieves a fine balance between sporty looks, light weight, and strength.

A hugger rear fender fits just above and in front of the tire, to protect the shock absorber. A rear fender extension provides protection from tire spray in wet conditions.

The GSX-S125 has a 40-degree steering angle, realizing great turning capability, which is convenient when riding through traffic.

The GSX-S125 features compact yet aggressive styling. To make the slim chassis look larger in volume, the fuel tank and shroud are linked, and an under cowl is added as standard equipment. The cool image of the GSX-S125 is reinforced by a forward-leaning silhouette realized by the low-positioned headlight and the serrated shape of the taillight.

Electrical Features

Features such as Suzuki's Easy Start System, multifunction full-LCD instrument panel and LED headlights makes daily use all the more comfortable and convenient.

The convenient Easy Start System automatically starts the engine with one touch of a button mounted on the handlebar; there is no need to hold the button down until the engine fires.

The shuttered key lock system enhances security and features easy operation that makes startup possible even with gloves on, or at night when the key hole is hard to see.

The GSX-S125 features vertically stacked LED headlights, with the low beam above the high beam, and LED position lights on each side of the head light. The headlights are bright and compact.

The LED license plate light on the rear fender is lighter, more compact and much more durable and vibration resistant than the conventional bulb lights used on competing 125cm³ machines.

The serrated, compact taillight design and unique cut of its lens give the rear end a cool and sporty look.

The GSX-S125 is equipped with a hazard light as standard equipment.

The GSX-S125 has a full-LCD instrument panel set in a modern dashboard, framed by turn signal, neutral, hi-beam, coolant temperature, malfunction indicator lamp (MIL), ABS, and programmable engine-RPM indicator lights. The bright LCD

panel includes a segmented-bar tachometer across the top, a digital speedometer, a gear position indicator, a digital clock, a digital odometer with dual trip meters, an average fuel consumption meter, a fuel gauge, and an oil change timing indicator.



An Exciting Choice

Meet the Lightweight King of the Streets, the SUZUKI GSX-S125



Colors



Metallic Triton Blue / Titan Black (BGY)



Solid Black 50% Gloss / Titan Black (ANM)



SCEM



EASY START



EURO5+



ABS